

# ARTWORK APPROVAL FORM

## ORDER DETAILS

ORDER NUMBER: X  
 ITEM CODE: CAL002-XD  
 QUANTITY: X  
 RINGS:  X  
 X: X

## COVER (A1/B1/C1/D1)

TECHNIQUE: OFFSET  
 COLOUR: CMYK  
 SIZE: ALL OVER  
 LAMINATION: SHINY / MATT  
 X: X

## STICKY NOTES (E1/F1/G1/H1)

TECHNIQUE: X  
 COLOUR: -  
 SIZE: AS ARTWORK  
 PAPER TYPE: WHITE  
 X: X

## SHEETS (I1.1-I1.12 / I2.1-I2.12)

TECHNIQUE: X  
 COLOUR: CMYK  
 SIZE: AS ARTWORK  
 X: X  
 X: X

X  
 X: X  
 X: X  
 X: X  
 X: X  
 X: X



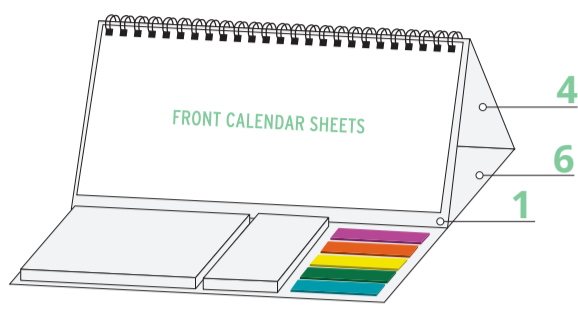
SCALE 1:2

### GENERAL COMMENTS:

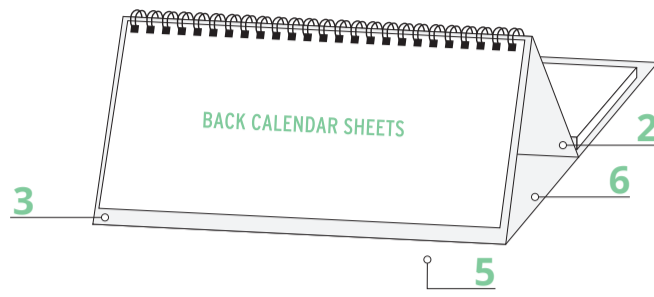
THE FINAL OUTCOME OF THE COLOURS WILL BE AFFECTED DEPENDING OF THE LAMINATION TYPE.  
 DUE TO THE NATURE OF FULL COLOUR PRINTING THE OUTCOME OF THE FINAL COLOUR RESULT CAN BE SLIGHTLY DIFFERENT IN A REAL SAMPLE.  
 WATERMARK EFFECT MIGHT BE DIFFERENT FROM EXPECTATION. THE FINAL EFFECT CAN BE TOO DARK OR TOO BRIGHT.

### ATTENTION:

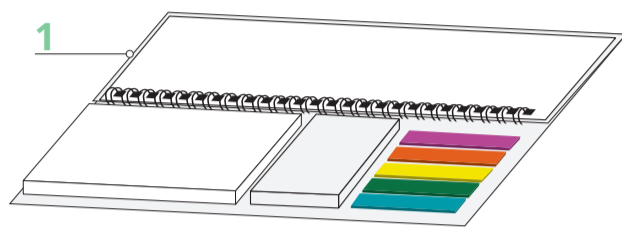
## SKETCH OF COMPONENT PLACEMENT



FOLDED ITEM - FRONT

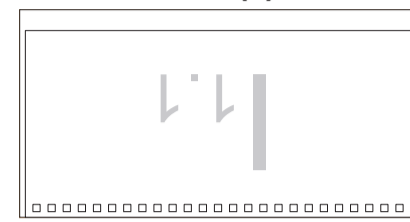


FOLDED ITEM - BACK




FOLDED ITEM

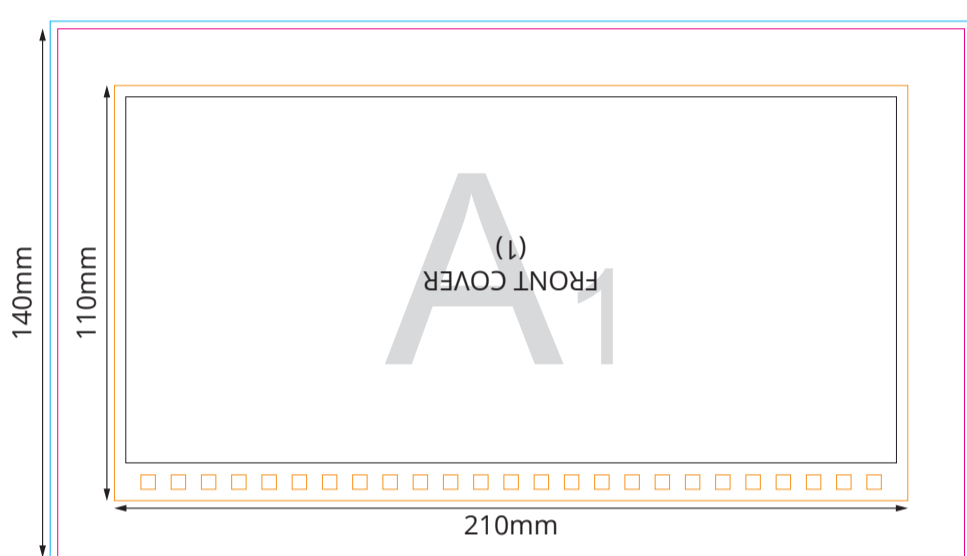
### FRONT COVER (1)



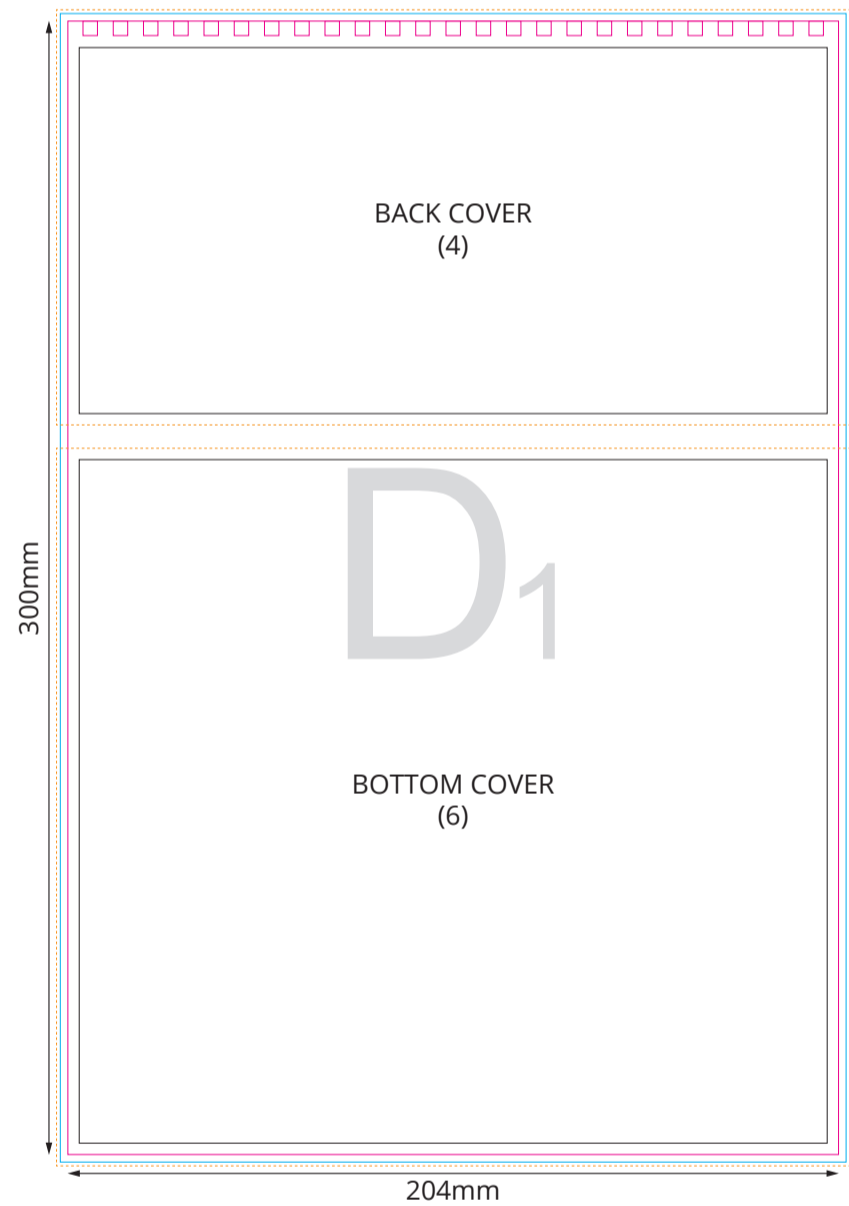
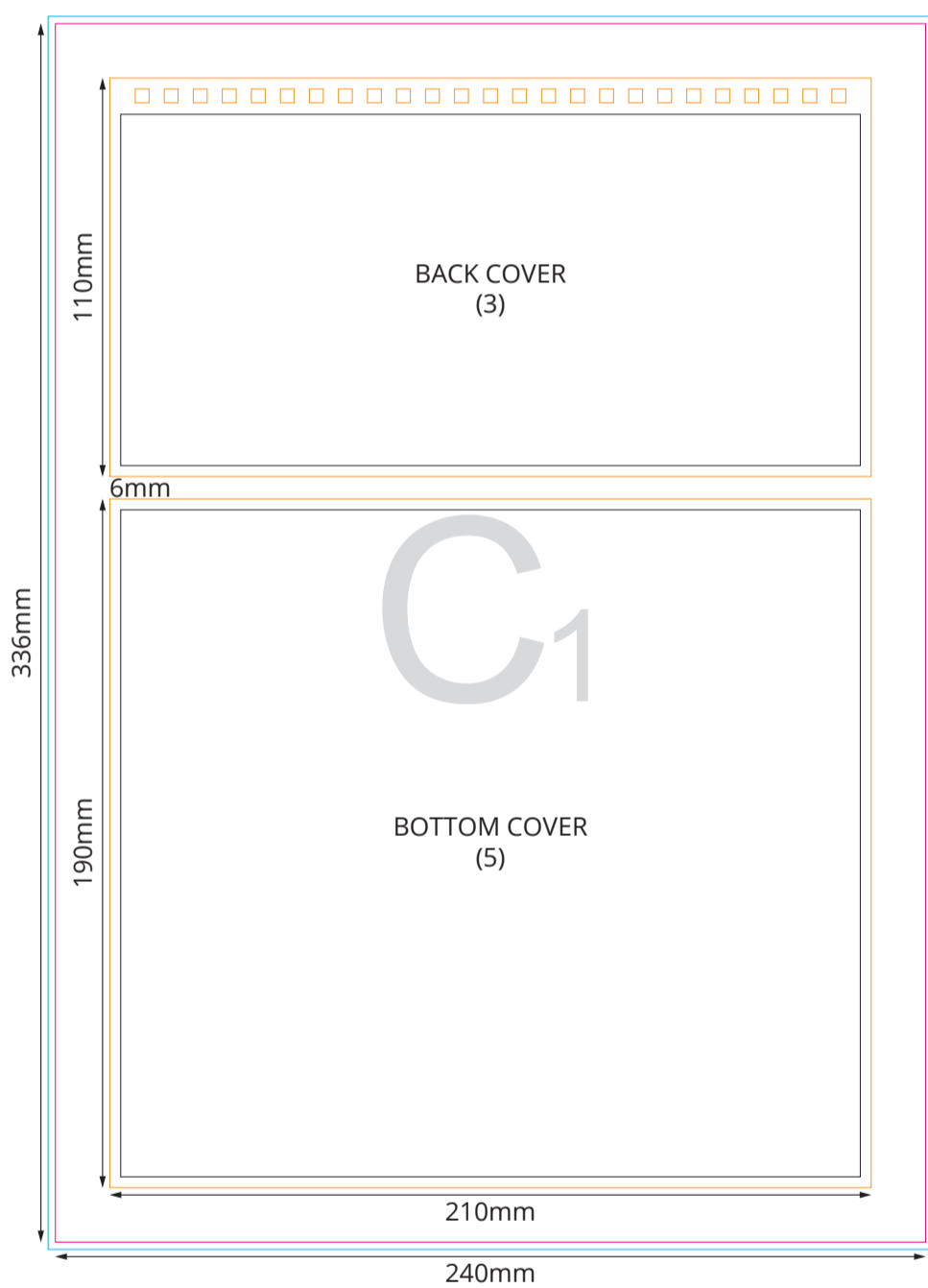
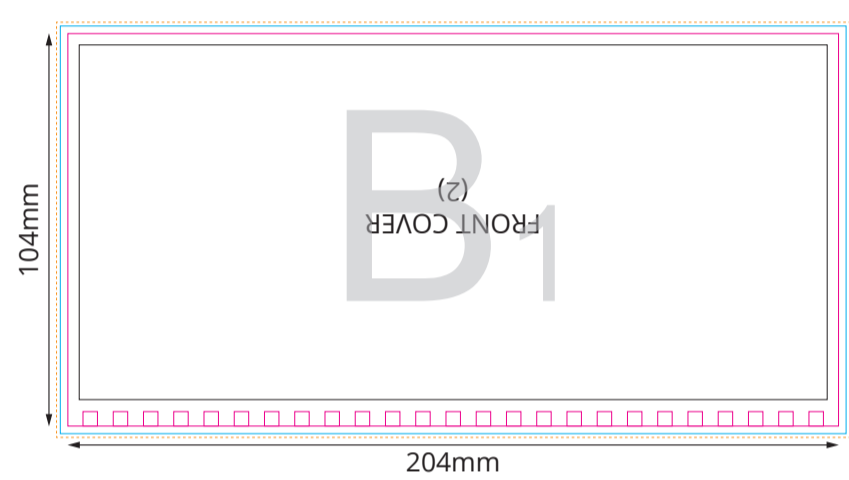
### BACK AND BOTTOM COVER (4 and 6)



### OUTER COVER

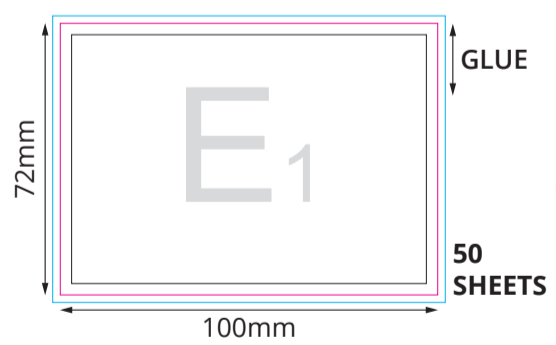


### INNER COVER

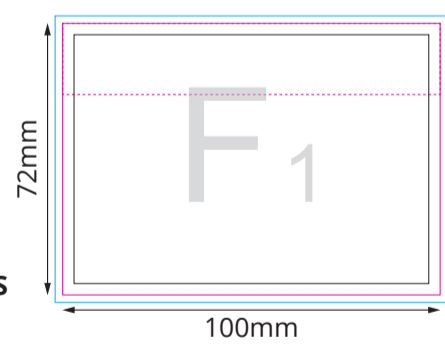


yourChoice

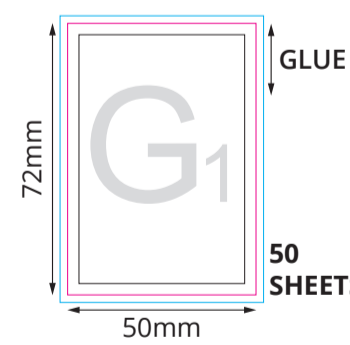
### STICKY NOTES



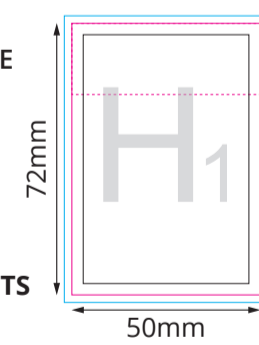
### BOTTOM SHEET



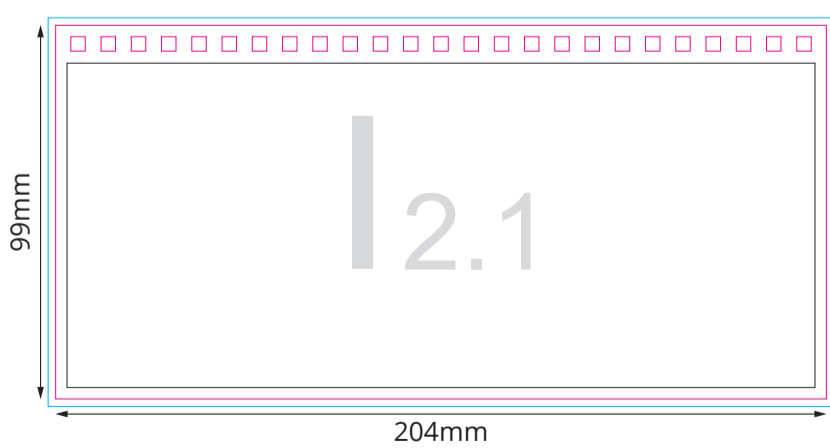
### STICKY NOTES



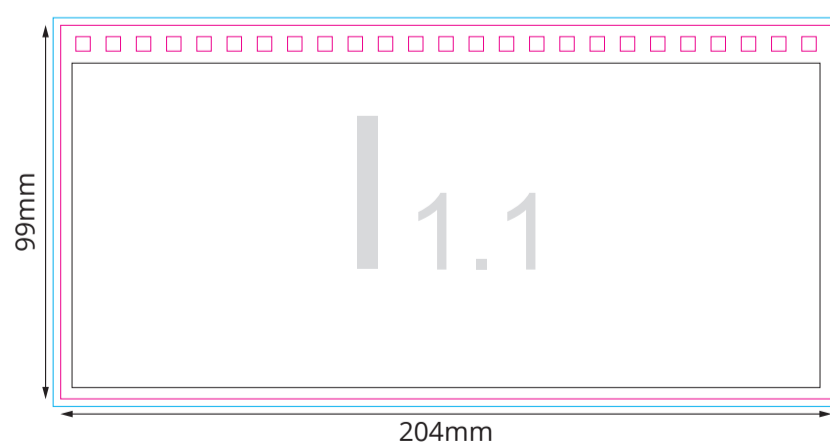
### BOTTOM SHEET



### CALENDAR SHEETS - BACK



### CALENDAR SHEETS - FRONT



### Key:


- Finished component size
- Bleed area. In case of bleed imprint, please extend it until blue line
- Safe print area. Keep all important text and graphics within this area
- Solid board
- Edge of solid board




A<sub>1</sub>




B<sub>1</sub>



C<sub>1</sub>





D<sub>1</sub>


$E_1$

A diagram illustrating a rectangular frame with a dashed pink line. The frame is defined by a solid black inner border and a solid blue outer border. A dashed pink horizontal line is drawn across the frame, positioned approximately one-third of the way down from the top. The text "F1" is displayed in a light gray font, centered within the frame. The letter "F" is positioned to the left of the dashed line, and the number "1" is positioned to the right of the dashed line.

F1

G<sub>1</sub>





A handwriting practice box for the letter 'H'. The box is defined by a blue outer border, a pink inner border, and a black innermost border. A horizontal dashed pink line is drawn across the box at the top of the letter's height. The letter 'H' is shown in a light gray color, with a small number '1' to its right, indicating the first stroke of the letter.

H 1



1.1



12.1



1.2



# 12.2



1.3



12.3



1.4





12.4



1.5



1 2.5



1.6



12.6



1.7




12.7



1.8






12.8




1.9



12.9



1.10



12.10



1.11



| 2.11



| 1.12





| 2.12